



Particulars	UACS CODE	Physical Target (Budget Year)					Physical Accomplishment (Budget Year)					Variance	Remarks
		1st Quarter	2nd Quarter	3rd Quarter	4th Quarter	Total	1st Quarter	2nd Quarter	3rd Quarter	4th Quarter	Total		
1	2	3	4	5	6	7	8	9	10	11	12	13	14
HIGHER EDUCATION PROGRAM	31010000000000												
OO : Relevant and quality tertiary education ensured to													
Outcome Indicators													
1. Percentage of first-time licensure exam-takers that pass the licensure exams			5%		5%	2.56%		49.2%		83.83%	73.25%		
2. Percentage of graduates (2 years prior) that are employed		4.75%	4.75%	4.75%	4.75%	36.63%	90.53%		90.53%		90.53%		
Output Indicators													
1. Percentage of undergraduate student population enrolled in CHED-identified and RDC-identified priority programs		20%		20%		66%	75%		70.91%		72.95%		
2. Percentage of undergraduate programs with accreditation					93%	92.86%				93%	93%		
ADVANCED EDUCATION PROGRAM	32010000000000												
OO : Higher education research improved to promote													
Outcome Indicator													
1. Percentage of graduate school faculty engaged in research work applied in any of the following:													
a. pursuing advanced research degree programs (Ph.D)													
b. actively pursuing in the last three (3) years (investigative research, basic and applied scientific research, policy research, social science research)			34%		34%	67.86%		95%		76.25%	85.63%		


Particulars	UACS CODE	Physical Target (Budget Year)					Physical Accomplishment (Budget Year)					Variance	Remarks
		1st Quarter	2nd Quarter	3rd Quarter	4th Quarter	Total	1st Quarter	2nd Quarter	3rd Quarter	4th Quarter	Total		
1	2	3	4	5	6	7	8	9	10	11	12	13	14
c. producing technologies for commercialization or livelihood improvement													
d. whose research work resulted in an extension program													
Output Indicators													
1. Percentage of graduate students enrolled in research degree programs		38%		38%		75.58%	96%		98.26%		97.13%		
2. Percentage of accredited graduate programs					75%				100%	100%			
RESEARCH PROGRAM	32020000000000												
OO : Higher education research improved to promote Outcome Indicator													
1. Number of research outputs in the last three years utilized by the industry or by other beneficiaries		2	2	1	1	11	5	0	15	80	100		
Output Indicators													
1. Number of research outputs completed within the year		5	12	10	7	67	11	12	55	66	144		
2. Percentage of research outputs published in internationally-refereed or CHED recognized journal within the year													
TECHNICAL ADVISORY EXTENSION PROGRAM	33010000000000												
OO : Community engagement increased Outcome Indicator													
1. Number of active partnerships with LGUs, industries, NGOs, NGAs, SMEs, and other stakeholders as a result of extension activities		3	3	3	2		10	9	42	19	80		

Department: State Universities and Colleges (SUCs)  
Agency: Cebu Normal University  
Organization Code 08 070 0000000

Particulars	UACS CODE	Physical Target (Budget Year)					Physical Accomplishment (Budget Year)					Variance	Remarks
		1st Quarter	2nd Quarter	3rd Quarter	4th Quarter	Total	1st Quarter	2nd Quarter	3rd Quarter	4th Quarter	Total		
1	2	3	4	5	6	7	8	9	10	11	12	13	14
Output Indicators													
1. Number of trainees weighted by the length of training		700	700	800	800		2010	1665	3510	10703	17888		
2. Number of extension programs organized and supported consistent with the SUC's mandated and priority programs		1	2	2	1		32	21	15	21	89		
3. Percentage of beneficiaries who rate the training course/s and advisory services as satisfactory or higher in terms of quality and relevance		20.5%	20.5%	20.5%	20.5%		90%	90%	95%	100%	93.75%		

Prepared By:  
  
DR. FLORIZA N. LAPLAP  
Pres. Asst. for Planning and Development

In coordination with:  
  
DR. EVELYN S. TRADIO  
Chief Administrative Officer - Finance

Approved By:  
  
FILOMENA T. DAYAGBIL, Ed. D.  
SUC President III