

ANNEX B
GOVERNMENT PROCUREMENT POLICY BOARD
CONSOLIDATED PROCUREMENT MONITORING REPORT


Name of Agency: CEBU NORMAL UNIVERSITY


Period Covered: CY 2019


	Total Amount of Approved APP	Total Number of Procurement Activities	No. of Contracts Awarded	Total Amount of Contracts Awarded	No. of Failed Biddings	Total No. of Entities who Acquired Bid Docs	Total No. of Bidders who Submitted Bids	Total No. of Bidders who passed Eligibility Stage	No. of Bid Opportunities Posted at PhilGEPS	No. of Contract Award Posted at PhilGEPS	Total No. Of Contracts that Incurred negative slippage	Total No. of contracts with amendments to order or variation orders	No. of Contracts Awarded within prescribed timeframes
Column 1	Column 2	Column 3	Column 4	Column 5	Column 6	Column 7	Column 8	Column 9	Column 10	Column 11	Column 12	Column 13	Column 14
1. Public Bidding*													
1.1. Goods	39,746,268.20	17	14	30,434,797.52	4	31	27	22	17	14	1	0	14
1.2. Works	26,230,613.63	4	4	25,355,646.73		15	11	8	4	4	3	3	4
1.3. Consulting Services	0.00	0	0	0.00	0	0	0	0	0	0	0	0	0
Sub-Total	65,976,881.83	21	18	55,790,444.25	4	46	38	30	21	18	4	3	18
2. Alternative Modes													
2.1.1 Shopping (52.1 a above 50K)	0.00	0	0	0.00						0			
2.1.2 Shopping (52.1 b above 50K)	11,690,740.68	81	138	7,782,573.30					81	33			
2.1.3 Other Shopping	4,628,856.86	314	346	3,296,312.29									
2.2.1 Direct Contracting (above 50K)	6,410,970.23	25	24	6,220,145.91						4			
2.2.2 Direct Contracting (50K or less)	417,669.03	28	26	396,971.03									
2.3.1 Repeat Order (above 50K)	0.00	0	0	0.00						0			
2.3.2 Repeat Order (50K or less)	0.00	0	0	0.00									
2.4. Limited Source Bidding	0.00	0	0	0.00					0	0			
2.5.1 Negotiation (Common-Use Supplies)	1,588,360.04	14	14	1,588,360.04									
2.5.2 Negotiation (Recognized Government Printers)	0.00	0	0	0.00									
2.5.3 Negotiation (TFB 53.1)	0.00	0	0	0.00					0	0			
2.5.4 Negotiation (SVP 53.9 above 50K)	20,478,556.76	129	122	13,621,853.22					117	61			
2.5.5 Other Negotiated Procurement (Others above 50K)	0.00	0	0	0.00						0			
2.5.6 Other Negotiated Procurement (50K or less)	4,803,887.55	454	174	2,264,962.75									
Sub-Total	50,019,041.15	1,045	844	35,171,178.54					198	98			
3. Foreign Funded Procurement**													
3.1. Publicly-Bid						0	0	0					
3.2. Alternative Modes						0	0	0					
Sub-Total	0.00	0	0	0.00									
4. Others, specify:													
TOTAL	115,995,922.98	1,066	862	90,961,622.79									

* Should include foreign-funded publicly-bid projects per procurement type

** All procurement using Foreign Funds excluding National Competitive Bidding (NCB) contracts; conversion to peso will be at BSP rates at the time the bids/quotations were submitted


ANN S. ANCAJAS
Chair-BAC Secretariat


Atty. DOMINICIANA J. BANDALA
Chair-Bids and Awards Committee


Dr. FILomena T. DAYAGBIL
SUC President III