

QUARTERLY PHYSICAL REPORT OF OPERATION  
As of 2018 December 31

Department: State Universities and Colleges (SUCs)  
Appropriations: Current Year Appropriations  
Agency: Cebu Normal University  
Operating Unit: N/A  
Organization Code (UACS): 080700000000  
Report Status: SUBMITTED

Particulars	UACS CODE	Physical Targets					Physical Accomplishments					Variance as of December 31 2018
		1st Quarter	2nd Quarter	3rd Quarter	4th Quarter	Total 7=(3+4+5+6)	1st Quarter	2nd Quarter	3rd Quarter	4th Quarter	Total 12=(8+9+10+11)	
1	2	3	4	5	6	7=(3+4+5+6)	8	9	10	11	12=(8+9+10+11)	13
Part A												
I. Operations												
OO : Relevant and quality tertiary education ensured to achieve inclusive growth and access of deserving but poor students to quality tertiary education increased												
HIGHER EDUCATION PROGRAM	3101000000000000											
Outcome Indicators												
1. Percentage of first-time licensure exam-takers												
takers that pass the licensure exams		0	1.8	0.2	0.56	2.56%	0	82%	0	79.30%	161.30%	
2. Percentage of graduates (2 years prior)												
that are employed		32.13	4.5	0	0	36.63%	43.36%	90%	0	0	133.36%	
Output Indicators												
1. Percentage of undergraduate student												
population enrolled in CHED-identified												
and RDC-identified priority programs			66			66.00%	0	78.20%	64.20%	0	142.40%	
2. Percentage of undergraduate programs												
with accreditation				92.86		92.86%	0	0	92.86%	0	92.86%	
OO : Higher education research improved to promote economic productivity and innovation												

QUARTERLY PHYSICAL REPORT OF OPERATION  
As of 2018 December 31

Department: State Universities and Colleges (SUCs)  
Appropriations: Current Year Appropriations  
Agency: Cebu Normal University  
Operating Unit: N/A  
Organization Code (UACS): 080700000000  
Report Status: SUBMITTED

Particulars	UACS CODE	Physical Targets					Physical Accomplishments					Variance as of December 31 2018
		1st Quarter	2nd Quarter	3rd Quarter	4th Quarter	Total 7=(3+4+5+6)	1st Quarter	2nd Quarter	3rd Quarter	4th Quarter	Total 12=(8+9+10+11)	
1	2	3	4	5	6	7=(3+4+5+6)	8	9	10	11	12=(8+9+10+11)	13
ADVANCED EDUCATION PROGRAM	3201000000000000											
Outcome Indicator												
1. Percentage of graduate school faculty engaged in research work applied in any of the following:												
a. pursuing advanced research degree programs (Ph.D)												
b. actively pursuing in the last three (3) years (investigative research, basic and applied scientific research, policy research, social science research)												
c. producing technologies for commercialization or livelihood improvement		20	15	15	17.86	67.86%	54%	51%	69%	93%	267%	
d. whose research work resulted in an extension program												
Output Indicators												
1. Percentage of graduate students enrolled in research degree programs			45		30.58	75.58%	0	93.60%	94.80%	0	188.40%	



QUARTERLY PHYSICAL REPORT OF OPERATION  
As of 2018 December 31


Department: State Universities and Colleges (SUCs)  
Appropriations: Current Year Appropriations  
Agency: Cebu Normal University  
Operating Unit: N/A  
Organization Code (UACS): 0807000000000  
Report Status: SUBMITTED


Particulars	UACS CODE	Physical Targets					Physical Accomplishments					Variance as of December 31 2018
		1st Quarter	2nd Quarter	3rd Quarter	4th Quarter	Total 7=(3+4+5+6)	1st Quarter	2nd Quarter	3rd Quarter	4th Quarter	Total 12=(8+9+10+11)	
1	2	3	4	5	6	7=(3+4+5+6)	8	9	10	11	12=(8+9+10+11)	13
2. Percentage of accredited graduate programs				75		75.00%	0	0	93.30%	0	93.30%	
RESEARCH PROGRAM	3202000000000000											
Outcome Indicator												
1. Number of research outputs in the last												
three years utilized by the industry or by other beneficiaries		2	3	2	4	11	6	4	2	62	74	
Output Indicators												
1. Number of research outputs completed												
within the year		10	20	15	22	67	8	13	33	15	69	
2. Percentage of research outputs published												
in internationally-refereed or CHED recognized journal within the year												
OO : Community engagement increased												
TECHNICAL ADVISORY EXTENSION PROGRAM	3301000000000000											
Outcome Indicator												
1. Number of active partnerships with LGUs,												
industries, NGOs, NGAs, SMEs, and other stakeholders as a result of extension activities		2	3	3	3	11	5	4	7	7	23	


QUARTERLY PHYSICAL REPORT OF OPERATION  
As of 2018 December 31

Department: State Universities and Colleges (SUCs)  
Appropriations: Current Year Appropriations  
Agency: Cebu Normal University  
Operating Unit: N/A  
Organization Code (UACS): 080700000000  
Report Status: SUBMITTED

Particulars	UACS CODE	Physical Targets					Physical Accomplishments					Variance as of December 31 2018
		1st Quarter	2nd Quarter	3rd Quarter	4th Quarter	Total 7=(3+4+5+6)	1st Quarter	2nd Quarter	3rd Quarter	4th Quarter	Total 12=(8+9+10+11)	
1	2	3	4	5	6	7=(3+4+5+6)	8	9	10	11	12=(8+9+10+11)	13
Output Indicators												
1. Number of trainees weighted by the length of training		1500	1500	3200	3760	9,960	2556	2942	5401	3211	14110	
2. Number of extension programs organized												
and supported consistent with the SUC's												
mandated and priority programs		2	4	3	2	11	9	5	8	8	30	
3. Percentage of beneficiaries who rate the												
training course/s and advisory services as satisfactory or higher in terms of												
quality and relevance		20.25	20.25	20.25	20.25	81.00%	96%	85%	92%	100%	373%	

Prepared By:  
  
Floriza Laplap  
Planning Services Head/Planning Officer  
Date: 15/Jan/2019

In coordination with:  
  
Evelyn Tradio  
Financial Services Head/Budget Officer  
Date: 15/Jan/2019

Approved By:  
  
Filomena Dayagbil  
Agency Head/Department Secretary  
Date: 15/Jan/2019