

STATEMENT OF APPROVED BUDGET, UTILIZATIONS, DISBURSEMENTS AND BALANCES
As of the Quarter Ending March 31, 2017

Department : State Universities and Colleges (SUCs)
Agency : Cebu Normal University
Operating Unit : N/A
Organization Code (UACS) : 080700000000
Report Status : SUBMITTED

Particulars	UACS CODE	Approved Budget			Budget Utilization					Disbursements					Balances		
		Approved Budgeted Revenue	Adjustments (Additions, Reductions, Realignment)	Adjusted Budgeted Revenue	1st Quarter Ending March 31	2nd Quarter Ending June 30	3rd Quarter Ending Sept. 30	4th Quarter Ending Dec. 31	Total	1st Quarter Ending March 31	2nd Quarter Ending June 30	3rd Quarter Ending Sept. 30	4th Quarter Ending Dec. 31	Total	Unutilized Budget	Unpaid Utilizations	
																Due and Demandable / Accounts Payable	Not Yet Due and Demandable
1	2	3	4	5=3+(-)4	6	7	8	9	10=(6+7+8+9)	11	12	13	14	15=(11+12+13+14)	16=(5-10)	17	18
I. Agency Approved Budget	0	0	0	0	0	0	0	0	0	0	0	0	0	0	0	0	0
Internally Generated Income	05206441	30,118,394.00	0	30,118,394.00	11,783,866.00	0	0	0	11,783,866.00	11,492,101.00	0	0	0	11,492,101.00	18,334,528.00	291,765.00	0
General Administration and Support	00000100000000	2,130,000.00	0	2,130,000.00	917,349.00	0	0	0	917,349.00	841,889.00	0	0	0	841,889.00	1,212,651.00	75,460.00	0
General Management and Supervision	10300100010000	2,130,000.00	0	2,130,000.00	917,349.00	0	0	0	917,349.00	841,889.00	0	0	0	841,889.00	1,212,651.00	75,460.00	0
MOOE	0	2,130,000.00	0	2,130,000.00	917,349.00	0	0	0	917,349.00	841,889.00	0	0	0	841,889.00	1,212,651.00	75,460.00	0
Support to Operations	00000200000000	2,203,029.00	0	2,203,029.00	0	0	0	0	0	0	0	0	0	0	2,203,029.00	0	0
Auxiliary Services	26400200010000	2,203,029.00	0	2,203,029.00	0	0	0	0	0	0	0	0	0	0	2,203,029.00	0	0
MOOE	0	811,529.00	0	811,529.00	0	0	0	0	0	0	0	0	0	0	2,203,029.00	0	0
CO	0	1,391,500.00	0	1,391,500.00	0	0	0	0	0	0	0	0	0	0	811,529.00	0	0
Operations	00000300000000	23,778,910.00	0	23,778,910.00	10,866,517.00	0	0	0	10,866,517.00	10,650,212.00	0	0	0	10,650,212.00	12,912,393.00	216,305.00	0
MFO 1: HIGHER EDUCATION SERVICES	00000301000000	20,778,910.00	0	20,778,910.00	10,816,397.00	0	0	0	10,816,397.00	10,600,092.00	0	0	0	10,600,092.00	9,962,513.00	216,305.00	0
Provision of Higher Education Services Including PS	26400301010000	20,778,910.00	0	20,778,910.00	10,816,397.00	0	0	0	10,816,397.00	10,600,092.00	0	0	0	10,600,092.00	9,962,513.00	216,305.00	0
MOOE	0	16,680,000.00	0	16,680,000.00	7,851,587.00	0	0	0	7,851,587.00	7,851,587.00	0	0	0	7,851,587.00	8,828,413.00	0	0
CO	0	4,098,910.00	0	4,098,910.00	2,964,810.00	0	0	0	2,964,810.00	2,748,505.00	0	0	0	2,748,505.00	1,134,100.00	216,305.00	0
MFO 2: ADVANCED EDUCATION SERVICES	00000302000000	3,000,000.00	0	3,000,000.00	50,120.00	0	0	0	50,120.00	50,120.00	0	0	0	50,120.00	2,949,880.00	0	0
Provision of Advanced Education Services	26400302010000	3,000,000.00	0	3,000,000.00	50,120.00	0	0	0	50,120.00	50,120.00	0	0	0	50,120.00	2,949,880.00	0	0
PS	0	3,000,000.00	0	3,000,000.00	50,120.00	0	0	0	50,120.00	50,120.00	0	0	0	50,120.00	2,949,880.00	0	0
Locally-Funded Projects	00000400000000	2,006,455.00	0	2,006,455.00	0	0	0	0	0	0	0	0	0	0	2,006,455.00	0	0
Buildings and Other Structures	00000401000000	2,006,455.00	0	2,006,455.00	0	0	0	0	0	0	0	0	0	0	2,006,455.00	0	0
Multipurpose/Facilities	00000401030000	2,006,455.00	0	2,006,455.00	0	0	0	0	0	0	0	0	0	0	2,006,455.00	0	0
Repair and Improvement of Structures/Facilities	26400401030000	2,006,455.00	0	2,006,455.00	0	0	0	0	0	0	0	0	0	0	2,006,455.00	0	0
CO	0	2,006,455.00	0	2,006,455.00	0	0	0	0	0	0	0	0	0	0	2,006,455.00	0	0
GRAND TOTAL	0	30,118,394.00	0	30,118,394.00	11,783,866.00	0	0	0	11,783,866.00	11,492,101.00	0	0	0	11,492,101.00	18,334,528.00	291,765.00	0
PS	0	19,680,000.00	0	19,680,000.00	7,901,707.00	0	0	0	7,901,707.00	7,901,707.00	0	0	0	7,901,707.00	11,778,293.00	0	0
MOOE	0	7,040,439.00	0	7,040,439.00	3,882,159.00	0	0	0	3,882,159.00	3,590,394.00	0	0	0	3,590,394.00	3,158,280.00	291,765.00	0
FinEx	0	0	0	0	0	0	0	0	0	0	0	0	0	0	0	0	0
CO	0	3,397,955.00	0	3,397,955.00	0	0	0	0	0	0	0	0	0	0	3,397,955.00	0	0

This report was generated using the Unified Reporting System


Certified Correct:

Certified Correct:


Recommended by:

Approved:


CHARLOTTE B. ROSALES
Budget Officer
Date: April 18, 2017


ROCHE O. TORREJOS
Accountant III
Date: April 18, 2017


EVELYN B. TRADIO
Chief Admin. Officer - Finance
Date: April 18, 2017


DR. FILOMENA T. DAYAGBIL
SUC President III
Date: April 18, 2017

SUMMARY OF APPROVED BUDGET, UTILIZATIONS, DISBURSEMENTS AND BALANCES BY OBJECT OF EXPENDITURES
As of the Quarter Ending March 31, 2017

Department : State Universities and Colleges (SUCs)
Agency : Cebu Normal University
Operating Unit : N/A
Organization Code (UACS) : 080700000000
Funding Source Code (as clustered) : 05 - Internally Generated Income
Report Status : SUBMITTED

Particulars	UACS CODE	Approved Budget			Budget Utilization					Disbursements					Balances		
		Approved Budgeted Revenue	Adjustments(Additions, Reductions, Realignment)	Adjusted Budgeted Revenue	1st Quarter Ending March 31	2nd Quarter Ending June 30	3rd Quarter Ending Sept. 30	4th Quarter Ending Dec. 31	Total	1st Quarter Ending March 31	2nd Quarter Ending June 30	3rd Quarter Ending Sept. 30	4th Quarter Ending Dec. 31	Total	Unpaid Utilizations	Unpaid Utilizations	
																Due and Demandable / Accounts Payable	Not Yet Due and Demandable
1	2	3	4	5=[3+(-)4]	6	7	8	9	10=(6+7+8+9)	11	12	13	14	15=(11+12+13+14)	16=(5-10)	17	18
I. Agency Specific Budget	0	0	0	0	0	0	0	0	0	0	0	0	0	0	0	0	0
Personnel Services	0	19,680,000.00	0	19,680,000.00	7,901,707.00	0	0	0	7,901,707.00	7,901,707.00	0	0	0	7,901,707.00	11,778,293.00	0	0
Salaries and Wages	5010100000	500,000.00	0	500,000.00	29,030.00	0	0	0	29,030.00	29,030.00	0	0	0	29,030.00	470,970.00	0	0
Salaries and Wages - Casual/Contractual	5010102000	500,000.00	0	500,000.00	29,030.00	0	0	0	29,030.00	29,030.00	0	0	0	29,030.00	470,970.00	0	0
Other Compensation	5010200000	19,050,000.00	0	19,050,000.00	7,755,321.00	0	0	0	7,755,321.00	7,755,321.00	0	0	0	7,755,321.00	11,294,679.00	0	0
Honoraria	5010210000	19,019,000.00	0	19,019,000.00	7,724,918.00	0	0	0	7,724,918.00	7,724,918.00	0	0	0	7,724,918.00	11,294,082.00	0	0
Honoraria - Civilian	5010210001	19,019,000.00	0	19,019,000.00	7,724,918.00	0	0	0	7,724,918.00	7,724,918.00	0	0	0	7,724,918.00	11,294,082.00	0	0
Hazard Pay (HP)	5010211000	31,000.00	0	31,000.00	30,403.00	0	0	0	30,403.00	30,403.00	0	0	0	30,403.00	597.00	0	0
HP - Magna Carta Benefits for Public Health Workers	5010211005	31,000.00	0	31,000.00	30,403.00	0	0	0	30,403.00	30,403.00	0	0	0	30,403.00	597.00	0	0
Personnel Benefit Contributions	5010300000	130,000.00	0	130,000.00	117,356.00	0	0	0	117,356.00	117,356.00	0	0	0	117,356.00	12,644.00	0	0
Retirement and Life Insurance Premiums	5010301000	100,000.00	0	100,000.00	88,831.00	0	0	0	88,831.00	88,831.00	0	0	0	88,831.00	11,169.00	0	0
Pag-IBIG Contributions	5010302000	10,000.00	0	10,000.00	9,525.00	0	0	0	9,525.00	9,525.00	0	0	0	9,525.00	475.00	0	0
Pag-IBIG - Civilian	5010302001	10,000.00	0	10,000.00	9,525.00	0	0	0	9,525.00	9,525.00	0	0	0	9,525.00	475.00	0	0
PhilHealth Contributions	5010303000	20,000.00	0	20,000.00	19,000.00	0	0	0	19,000.00	19,000.00	0	0	0	19,000.00	1,000.00	0	0
PhilHealth - Civilian	5010303001	20,000.00	0	20,000.00	19,000.00	0	0	0	19,000.00	19,000.00	0	0	0	19,000.00	1,000.00	0	0
Maintenance and Other Operating Expenses	0	7,040,439.00	0	7,040,439.00	3,882,160.00	0	0	0	3,882,160.00	3,590,395.00	0	0	0	3,590,395.00	3,158,279.00	291,765.00	0
Traveling Expenses	5020100000	2,000,000.00	0	2,000,000.00	859,258.00	0	0	0	859,258.00	859,258.00	0	0	0	859,258.00	1,140,742.00	0	0
Traveling Expenses - Local	5020101000	2,000,000.00	0	2,000,000.00	859,258.00	0	0	0	859,258.00	859,258.00	0	0	0	859,258.00	1,140,742.00	0	0
Training and Scholarship Expenses	5020200000	1,004,079.00	0	1,004,079.00	71,508.00	0	0	0	71,508.00	43,508.00	0	0	0	43,508.00	932,571.00	28,000.00	0
Training Expenses	5020201000	1,004,079.00	0	1,004,079.00	71,508.00	0	0	0	71,508.00	43,508.00	0	0	0	43,508.00	932,571.00	28,000.00	0
Training Expenses	5020201002	1,004,079.00	0	1,004,079.00	71,508.00	0	0	0	71,508.00	43,508.00	0	0	0	43,508.00	932,571.00	28,000.00	0
Supplies and Materials Expenses	5020300000	737,450.00	0	737,450.00	302,518.00	0	0	0	302,518.00	248,053.00	0	0	0	248,053.00	434,932.00	54,465.00	0
Office Supplies Expenses	5020301000	100,000.00	0	100,000.00	0	0	0	0	0	0	0	0	0	0	100,000.00	0	0
Office Supplies Expenses	5020301002	100,000.00	0	100,000.00	0	0	0	0	0	0	0	0	0	0	100,000.00	0	0
Other Supplies and Materials Expenses	5020399000	637,450.00	0	637,450.00	302,518.00	0	0	0	302,518.00	248,053.00	0	0	0	248,053.00	334,932.00	54,465.00	0
Labor and Wages	5021600000	798,910.00	0	798,910.00	395,275.00	0	0	0	395,275.00	395,275.00	0	0	0	395,275.00	403,635.00	0	0
Labor and Wages	5021601000	798,910.00	0	798,910.00	395,275.00	0	0	0	395,275.00	395,275.00	0	0	0	395,275.00	403,635.00	0	0
Other Maintenance and Operating Expenses	5029900000	2,500,000.00	0	2,500,000.00	2,253,601.00	0	0	0	2,253,601.00	2,044,301.00	0	0	0	2,044,301.00	246,399.00	209,300.00	0
Other Maintenance and Operating Expenses	5029999000	2,500,000.00	0	2,500,000.00	2,253,601.00	0	0	0	2,253,601.00	2,044,301.00	0	0	0	2,044,301.00	246,399.00	209,300.00	0
Other Maintenance and Operating Expenses	5029999099	2,500,000.00	0	2,500,000.00	2,253,601.00	0	0	0	2,253,601.00	2,044,301.00	0	0	0	2,044,301.00	246,399.00	209,300.00	0
Capital Outlays	0	3,397,955.00	0	3,397,955.00	0	0	0	0	0	0	0	0	0	0	3,397,955.00	0	0
Furniture, Fixtures and Books	1060700000	1,391,500.00	0	1,391,500.00	0	0	0	0	0	0	0	0	0	0	1,391,500.00	0	0
Books	1060702000	1,391,500.00	0	1,391,500.00	0	0	0	0	0	0	0	0	0	0	1,391,500.00	0	0
Property, Plant and Equipment Outlay	5060400000	2,006,455.00	0	2,006,455.00	0	0	0	0	0	0	0	0	0	0	2,006,455.00	0	0
Machinery and Equipment Outlay	5060405000	2,006,455.00	0	2,006,455.00	0	0	0	0	0	0	0	0	0	0	2,006,455.00	0	0
Other Machinery and Equipment	5060405099	2,006,455.00	0	2,006,455.00	0	0	0	0	0	0	0	0	0	0	2,006,455.00	0	0

This report was generated using the Unified Reporting System


Certified Correct:

Certified Correct:


Recommended by:

Approved:


CHARLOTTE B. ROSALES
Budget Officer
Date: April 18, 2017


ROCHE D. TORREYOS
Accountant III
Date: April 18, 2017


EVELYN G. TRADIO
Chief Admin. Officer - Finance
Date: April 18, 2017


DR. FILOMENA J. DAYAGBIL
SUC President III
Date: April 18, 2017