




**MODIFIED FORM A FOR SUCs-PERFORMANCE TARGET REPORT FOR STATE UNIVERSITIES AND COLLEGES (SUCs)  
FY 2019 TARGET**

DEPARTMENT: CEBU NORMAL UNIVERSITY

FY 2018 PERFRMACE TARGETS/ OUTPUT INDICATORS	DEPARTMENT/ AGENCY FY 2018 TARGET (1)
<b>PROGRAM 1: HIGHER EDUCATION PROGRAM</b>	
2018 Budget: PHP	
OUTCOME INDICATOR 1: Percentage of first-time licensure exam-takers that pass the licensure exams	10%%
Outcome indicator 2: Percentage of graduates (2 years prior) that are employed	38%%
OUTPUT INDICATOR 1: Percentage of undergraduate student population enrolled in CHED-identified and RDC-identified priority programs	67%
OUTPUT INDICATOR 2: Percentage of undergraduate programs with accreditation	93%
<b>PROGRAM: ADVANCED EDUCATION</b>	
2018 Budget: Php	
OUTCOME INDICATOR 1: Percentage of graduate school faculty engaged in research work applied in:actively pursuing in the last three (3) years (investigative research, basic and applied scientific research, policy research, social science research)	68%
OUTOUT INDICATOR 1: Percentage if graduate students enrolled in research degree programs	76%
OUTPUT INDICATOR 2: Percentage of accredited graduate programs	75%
<b>PROGRAM: RESEARCH</b>	
2018 Budget: Php	
OUTCOME INDICATOR 1: Number of research outputs in the last three years utilized by the industry or by other beneficiaries	11
OUTPUT INDICATOR 1: Number of research outputs completed within the year	67
OUTPUT INDICATOR 2: Number of research outputs published in internationally- refereed or CHED recognized journal within the year	
<b>PROGRAM: TECHNICAL ADVISORY EXTENSION PROGRAM</b>	
2018 Budget: Php	
OUTCOME INDICATOR 1: Number of active partnerships with LGUs, industries, NGOs, NGAs, SMEs and other stakeholders as a result of extension activities	11
OUTPUT INDICATOR 1: Number of trainees weighted by the length of training	9,970
OUTPUT INDICATOR 2: Number of extension programs organized and supported consistent with the SUC's mandates and priority programs	11
OUTPUT INDICATOR 3: Percentage of beneficiaries who rate the training course/s and advisoy services as satisfactory or higher in terms of quality and relevance	82%
<p>Prepared by:   <b>DR. EVELYN S. TRADIO</b>                      Finance Management Office</p> <p>Date: <u>2/23/19</u></p> <p>Recommending approval:   <b>DR. FLORIZA N. LAPLAP</b>                      Planning Officer</p> <p>Date: <u>2/23/19</u></p> <p>Approved by:   <b>DR. FILOMENA T. DAYAGBIL</b>                      SUC President III</p> <p>Date: <u>2/23/19</u></p>	